

NEWAY VALVE (SUZHOU) CO., LTD.


No.666 Taishan Road, Suzhou New District, P.R. China

Post Code:215129

Tel:86-512-666-15637

E-mail: overseas.sales@neway.com.cn

[http V](http://www.neway.com.cn)



Contents

Quality Commitment	1
Material Foundries & Technical Innovation	2
Advanced Manufacturing & Quality Control	3
Gate Valve	4 - 7
Globe Valve	8
Check Valve	9 - 11
Butterfly Valve	12 - 16
Air Release Valve	17
Foot Valve	18
Flanged Y Strainer	19

22 - 23

About Neway

Complete Solutions for Industrial Valves

As a global leader of valve manufacturing, Neway (SSE:603699) is dedicated to the production, research, and development of industrial valves. Neway is committed to providing complete valve solutions to all industries through advanced engineering and innovation.

Neway's product line includes Ball, Butterfly, Gate, Globe, Check, Nuclear, Control, Subsea, Safety valves. Our high quality standards and innovative ability are recognized by many global end users and EPCs. Neway valves are utilized in a wide variety of industries and working conditions such as Refining, Chemical, Coal Chemical, Offshore(including subsea), Air Separation, LNG, Nuclear Power, Power Generation, Pipeline Transmission, Renewable & Green Energy and Water applications.

Facilities & Service

Neway has developed a sophisticated multi-plant management system operating two valve assembly plant, one API6A valve plant, three foundries, and three R&D center. Our largest assembly plant was expanded in 2013, and it now covers 230,000 square meters.

Advanced software (ANSYS, FE-Safe, CF-Design, Siemens PLM and NX) is applied here at Neway for the Research & Development of products. We use SAP to control the traceability and status of all products during the manufacturing process. In order to ensure the safety, eco-friendliness, and reliability of our products, we use the most advanced fire-safe, cryogenic, high pressure, and fugitive emission test equipment.

As part of Neway's global strategy, to provide better service to our customers, we have established our overseas subsidiaries in USA, Netherlands, Italy, Singapore, Dubai along and Nigeria with over 80 agents and distributors worldwide.

High Quality, High Value

Neway is dedicated to the pursuit of "Zero Defect". We maintain a quality management system that encompasses our entire operation from order entry, to final inspection. Through Neway's continuous efforts, our products have successfully achieved industrial certificates including ISO 9001, API 6A, API 6D, CE/PED, ASME N & NPT, TA-Luft, ABS, CU-TR, and Fire-Safe approvals.

Quality Commitment

Neway recognizes the importance of valve quality for the safety and protection of personnel health and property. It is our quality commitment to focus our resources to provide our customers with first class products at a competitive price, that are designed, manufactured, inspected and tested in accordance with our customer's specifications and that comply with all international standards.

With respect to the facts that the current industrial standards do not always take into consideration the likelihood and consequences of possible deterioration in service, related to specific service fluids or the external environment in which they operate. Our customers are requested to keep an open line of communication with our engineering department to identify and implement standards, that will provide valves with the possibility of deterioration in service, so as to ensure safety over the valves expected lifetime.

Material Foundries

Technical Innovation

Advanced Manufacturir

Gate Valve



Gate Valve



- Rising stem
-
-
-

Tilting Disc Check Valve

Feature:

- ① Compact design, small volume
- ② Low flow resistance, low noise
- ③ Convenient for maintenance
- ④ Quick close at the beginning and slow close at the end
- ⑤ Prevent water hammer

Application	
Valve size	DN100-3000,4"-120"
Pressure class	PN25/40,CL150
Design standard	BS5153
Flange standard	EN1092-2
Face to face standard	BS5155,DIN3202-1-F4
Tests standard	API598,ISO5208,EN12266
Applicable medium	Water,Oil

Material of main parts	
Part name	
Body	
Disc	
Shaft	
Seat	
Sealing material	

DN	Outline mm						
	BS5155-1984						DIN 3202-1-F4-1984
	Flange Type		Wafer Type				
	PN25	PN40	PN25		PN40		
Short	Long	Short	Medium	Long			
L							
100	127	190	52	-	64	56	190
125	140	200	56	-	70	64	200
150	140	210	-	-	76	70	210
200	152	230	60	-	89	71	230
250	165	250	68	-	114	76	250
300	178	270	78	-	114	83	270
350	190	290	-	92	127	127	290
400	216	310	-	102	140	140	310
450	222	330	-	114	152	160	330
500	229	350	-	127	152	170	350
600	267	390	-	154	178	200	390
700	292	430	-	-	229	-	430
800	318	470	-	-	241	-	470
900	330	510	-	-	241	-	510
1000	410	550	-	-	300	-	550
1200	470	630	-	-	350	-	630
1400	530	710	-	-	390	-	710
1600	600	790	-	-	440	-	790
1800	670	870	-	-	490	-	870
2000	760	950	-	-	540	-	950


Soft Sealing Double Offset Butterfly Valve

- Double eccentric design can ensure minimal stress on the sealing
 - Body and disc rubber lining/ epoxy coating can be cost saving for corrosion condition
 - Sealing material is resistant to aging and corrosion, with a long service life
- Optimized disc shape to reduce head losses
- Reliable sealing performance and can achieve bi-directional sealing zero leakage

Valve size	DN50-4000,2"-160"
Pressure class	PN10/16/25/40,CL125/150
Design standard	
Flange standard	
Face to face standard	
Tests standard	
Applicable medium	
Operation	

Application	
Valve size	DN50-1800, 2"-72"
Pressure class	PN6/PN10/16, CL125/150
Design standard	API609, GB12238, EN593
Flange standard	ASME B16.5, ASME 16.47, EN1092-2, GB/T9113, GB/T2506, GB/T2501
Face to face standard	API609, ISO5752, EN558
Tests standard	API598, GB/T13927, EN12266
Applicable medium	Water, Refinery, Power plant, Ship building, Petrochemical, Paper industry
Operation	Lever/Gear box/Electric/Pneumatic/Hydraulic

Material of main parts	
Part name	
Body	
Disc	
Stem	
Seat material	



Release the air automatically
Simple structure, reliable performance
Safe and reliable

Double Ball Air Release Valve

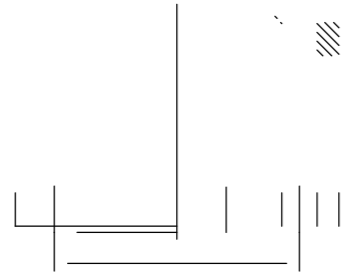
Feature:

- 1 Release the air automatically; reduce resistance, saving energy
- 2 Simple structure, reliable performance
- 3 Bring negative pressure to prevent valve leak
- 4 Safe and reliable



Valve size	DN50-200, 2"-8"	Part name
Pressure class	PN10/16, CL125/150	Body
Design standard	AWWA C512, EN1074-4	Bonnet
Flange standard	EN1092-2, ASME B16.1/16.42	Disc
Face to face standard	Manufacturer standard	Stem
Tests standard	API598, ISO5208, EN12266	Ball
Applicable medium	Water	Sealing material

Foot Valve



Feature:

- ① Prevent counter flow
- ② Easy installation and maintenance
- ③ Simple and compact construction, good sealing performance
- ④ Save energy, reduce the impact of water hammer

Flanged Y Strainer

Feature:

- ① Simple construction, low pressure drop
- ② Easy installation, cleaning and maintenance
- ③ Long service life
- ④ High filtration efficiency

Simple and compact construction

Small flow resistance

Easy to operate, install and maintain

DN	EN1092-2-2023 PN6/10/16		
	D	K	n-d
40	130/150/150	100/110/110	4-Ø14/4-Ø19/4-Ø19
50	140/165/165	110/125/125	4-Ø14/4-Ø19/4-Ø19
65	160/185/185	130/145/145	4-Ø14/4-Ø19/4-Ø19
80	190/200/200	150/160/160	4-Ø19/8-Ø19/8-Ø19
100	210/220/220	170/180/180	4-Ø19/8-Ø19/8-Ø19
125	240/250/250	200/210/210	8-Ø19/8-Ø19/8-Ø19
150	265/285/285	225/240/240	8-Ø19/8-Ø23/8-Ø23
200	320/340/340	280/295/295	8-Ø19/8-Ø23/12-Ø23
250	375/395/405 ¹	335/350/355	12-Ø19/12-Ø23/12-Ø28
300	440/445/460 ¹	395/400/410	12-Ø23/12-Ø23/12-Ø28
350	490/505/520	445/460/470	12-Ø23/16-Ø23/16-Ø28
400	540/565/580	495/515/525	16-Ø23/16-Ø28/16-Ø31
450	595/615/640	550/565/585	16-Ø23/20-Ø28/20-Ø31
500	645/670/715	600/620/650	20-Ø23/20-Ø28/20-Ø34
600	755/780/840	705/725/770	20-Ø28/20-Ø31/20-Ø37
700	860/895/910	810/840/840	24-Ø28/24-Ø31/24-Ø37
800	975/1015/1025	920/950/950	24-Ø31/24-Ø34/24-Ø41
900	1075/1115/1125	1020/1050/1050	24-Ø31/28-Ø34/28-Ø41
1000	1175/1230/1255	1120/1160/1170	28-Ø31/28-Ø37/28-Ø44
1200	1405/1455/1485	1340/1380/1390	32-Ø34/32-Ø41/32-Ø50
1400	1630/1675/1685	1560/1590/1590	36-Ø37/36-Ø44/36-Ø50

1, For ductile iron pipes and fittings, the outside diameters for the following flanges shall be: DN 250: D = 400 mm; DN 300: D = 455 mm.

DN	ASME16.1-2020 CL125		
	D	K	n-d
40	125	98	4-Ø16
50	150	121	4-Ø19
65	180	140	4-Ø19
80	190	152	4-Ø19
100	230	191	8-Ø19
125	255	216	8-Ø22
150	280	241	8-Ø22
200	345	299	8-Ø22
250	405	362	12-Ø25
300	485	432	12-Ø25
350	535	476	12-Ø29
400	595	540	16-Ø29
450	635	578	16-Ø32
500	700	635	20-Ø32
600	815	749	20-Ø35
700	-	-	-
800	-	-	-
900	1170	1086	32-Ø41
1000	-	-	-
1200	1510	1422	44-Ø41
1400	-	-	-

DN	ASMEB16.42-2021 CL150		
	D	K	n-d
40	125	98.4	4-Ø16
50	150	120.7	4-Ø19
65	180	139.7	4-Ø19
80	190	152.4	4-Ø19
100	230	190.5	8-Ø19
125	255	215.9	8-Ø22
150	280	241.3	8-Ø22
200	345	298.5	8-Ø22
250	405	362	12-Ø25
300	485	431.8	12-Ø25
350	535	476.3	12-Ø29
400	595	539.8	16-Ø29
450	635	577.9	16-Ø32
500	700	635	20-Ø32
600	815	749.3	20-Ø35
700	-	-	-
800	-	-	-
900	-	-	-
1000	-	-	-
1200	-	-	-
1400	-	-	-

DN	ASME16.5/16.47-2020		
	D	K	n-d
40	127/155/155	98.6/114.3/114.3	4-Ø16/4-Ø22/4-Ø22
50	152/165/165	120.6/127/127	4-Ø19/8-Ø19/8-Ø19
65	178/190/190	139.7/149.4/149.4	4-Ø19/8-Ø22/8-Ø22
80	190/210/210	152.4/168.1/168.1	4-Ø19/8-Ø22/8-Ø22
100	229/254/273	190.5/200.2/215.9	8-Ø19/8-Ø22/8-Ø25
125	254/279/330	215.9/235/266.7	8-Ø22/8-Ø22/8-Ø29
150	279/318/356	241.3/269.7/292.1	8-Ø22/12-Ø22/12-Ø29
200	343/381/419	298.4/330.2/349.2	8-Ø22/12-Ø25/12-Ø32
250	406/444/508	362/387.4/431.8	12-Ø25/16-Ø29/16-Ø35
300	483/521/559	431.8/450.8/489.0	12-Ø25/16-Ø32/20-Ø35
350	533/584/603	476.2/514.4/527.0	12-Ø29/20-Ø32/20-Ø38
400	597/648/686	539.8/571.5/603.2	16-Ø29/20-Ø35/20-Ø41
450	635/711/743	577.8/628.6/654	16-Ø32/24-Ø35/20-Ø44
500	698/775/813	635/685.8/723.9	20-Ø32/24-Ø35/24-Ø44
600	813/914/940	749.3/812.8/838.2	20-Ø35/24-Ø41/24-Ø51
700	927/1035/1073	863.6/939.8/965.2	28-Ø35/28-Ø44/28-Ø54
800	1060/1149/1194	977.9/1054.1/1079.5	28-Ø41/28-Ø51/28-Ø60
900	1168/1270/1314	1085.8/1168.4/1193.8	32-Ø41/32-Ø54/28-Ø67
1000	1289/1238/1321	1200.2/1155.7/1212.8	36-Ø41/32-Ø44/32-Ø60
1200	1511/1467/1594	1422.4/1371.6/1460.5	44-Ø41/32-Ø51/32-Ø73
1400	1746/1708/1854	1651/1600.2/1695.4	48-Ø48/28-Ø60/32-Ø86

DN	GB/T17241.6-2008/GB/T9113-2010 PN6/10/16		
	D	K	n-d
40	140/150/150	100/110/110	4-Ø14/4-Ø19/4-Ø19
50	140/165/165	110/125/125	4-Ø14/4-Ø19/4-Ø19
65	160/185/185	130/145/145	4-Ø14/4-Ø19/4-Ø19
80	190/200/200	150/160/160	4-Ø19/8-Ø19/8-Ø19
100	210/220/220	170/180/180	4-Ø19/8-Ø19/8-Ø19
125	240/250/250	200/210/210	8-Ø19/8-Ø19/8-Ø19
150	265/285/285	225/240/240	8-Ø19/8-Ø23/8-Ø23
200	320/340/340	280/295/295	8-Ø19/8-Ø23/12-Ø23
250	375/395/405	335/350/355	
300	440/445/460	395/400/410	
350	490/505/520	445/460/470	
400	540/565/580	495/515/525	
450	595/615/640	550/565/585	
500	645/670/715	600/620/650	
600	755/780/840	705/725/770	
700	860/895/910	810/840/840	
800	975/1015/1025	920/950/950	
900	1075/1115/1125	1020/1050/1050	
1000	1175/1230/1255	1120/1160/1170	
1200	1405/1455/1485	1340/1380/1390	
1400	1630/1675/1685	1560/1590/1590	

